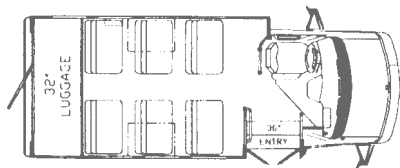
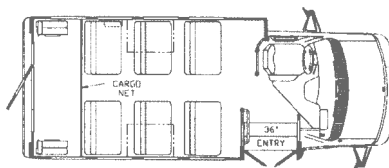


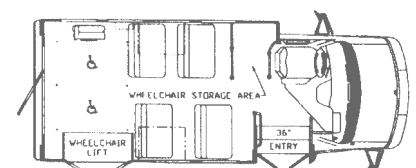
VIP 2000 / PT SERIES FLOOR PLANS



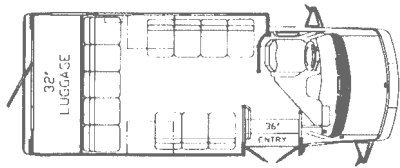
VIP 2000-B-100
12 PASSENGER



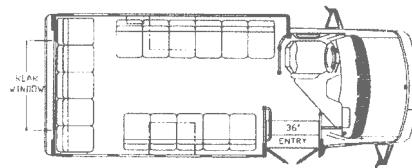
VIP 2000-C-109
12 PASSENGER & LUGGAGE OR
16 PASSENGER



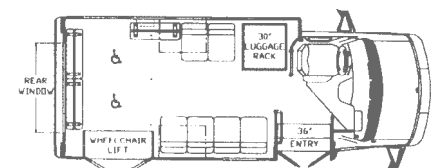
PT 2000-F-120
10 PASSENGER & 1 W/C OR
8 PASSENGER & 2 W/C



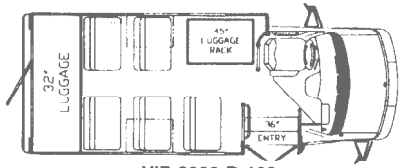
VIP 2000-B-101
12 PASSENGER



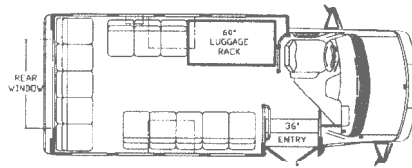
VIP 2000-D-100
16 PASSENGER



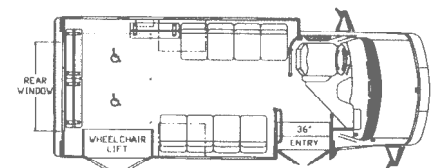
PT 2000-F-121
12 PASSENGER OR
6 PASSENGER & 2 W/C



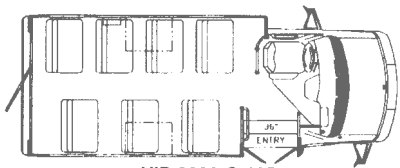
VIP 2000-B-102
10 PASSENGER



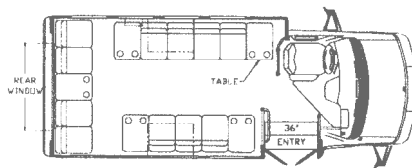
VIP 2000-D-103
13 PASSENGER



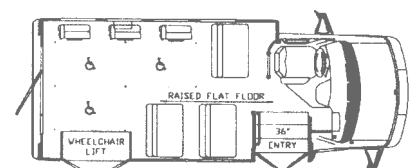
PT 2000-F-122
14 PASSENGER OR
8 PASSENGER & 2 W/C



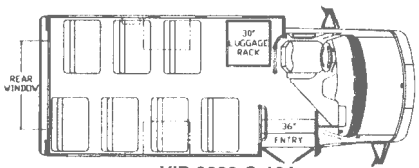
VIP 2000-C-105
14 PASSENGER



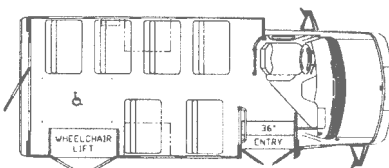
VIP 2000-D-104
11 PASSENGER



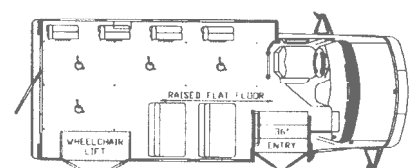
PT 2000-F-100
12 PASSENGER & 1 W/C OR
6 PASSENGER & 3 W/C



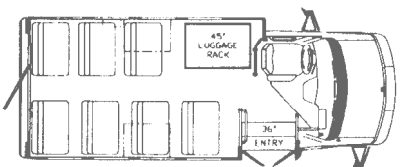
VIP 2000-C-104
14 PASSENGER



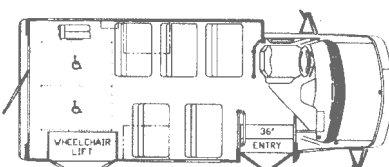
PT 2000-F-119
12 PASSENGER & 1 W/C



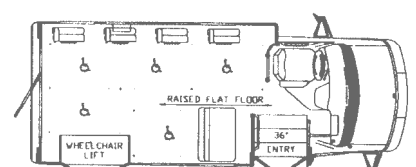
PT 2000-F-103
12 PASSENGER & 1 W/C OR
4 PASSENGER & 4 W/C



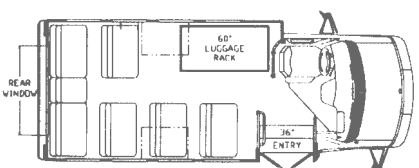
VIP 2000-C-107
14 PASSENGER



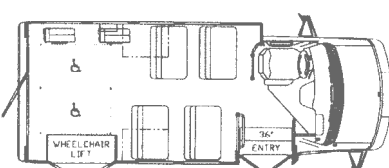
PT 2000-F-102
12 PASSENGER & 1 W/C OR
10 PASSENGER & 2 W/C



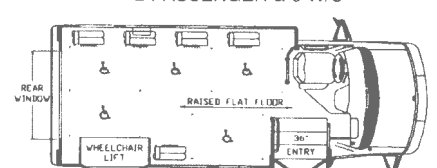
PT 2000-F-111
10 PASSENGER & 2 W/C OR
2 PASSENGER & 5 W/C



VIP 2000-C-108
13 PASSENGER



PT 2000-F-104
12 PASSENGER & 1 W/C OR
8 PASSENGER & 2 W/C



PT 2000-F-112
10 PASSENGER & 2 W/C OR
2 PASSENGER & 5 W/C

Floor plans shown are representative of current Diamond production with certain engines, seats and other options. Some options may not be available on all models. Please consult with your Diamond dealer for floor plan and options availability. Changes in specifications and options may take place without notice and/or obligations.



DIAMOND COACH CORPORATION
2300 W. 4th Street
Oswego, Kansas 67356
620-795-2191 • FAX: 620-795-4816
email: diamond@diamondcoach.com
www.diamondcoach.com

Your Area Dealer: